


QOV BOM Block 2 August:

Ohio Star Block



We are going to use the “No waste” method of making four flying geese at one time. Cutting will be for stars where the center and star points are the same color. Once you cut one, you will see that you can change the block so the center is a different color if you want. The cutting instructions are labeled “star, background and border” so that you can easily change color choices.

Cutting for ONE block:

Background: One 5 ¼ inch square, four 2 ½ inch squares

Star center and points: Four 2 7/8 inch squares, one 4 ½ inch square

Border Four 2 ½ by 10 ½ inch rectangles

Construction: You can find this method on many websites and YouTube videos if you need help.

1. Place two of the 2 7/8-inch squares on opposite corners of the 5 ¼ inch square and draw a line across both. Sew a scant quarter inch seam on each side of the line.

This is where you see that if you use different 2 7/8-inch squares you can get a very scrappy block.



2. Cut apart and press toward the small triangles.

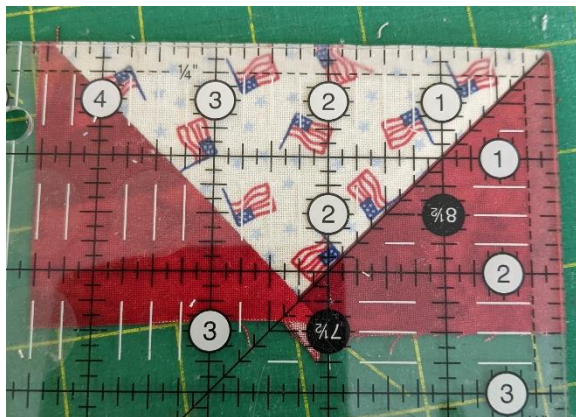
3. Repeat the process with the other two squares. Press toward the smaller triangles.



Step 2




Step 3



Make sure your flying geese measure $2\frac{1}{2}$ by $4\frac{1}{2}$ inches.

Using your four geese and the squares, assemble the block like a nine-patch, then sew the four $2\frac{1}{2}$ x $10\frac{1}{2}$ inch rectangles around the outer edges like last month.



Make three and save them with your six from the last 2 months with a goal of making 30 over the course of the BOM. Or make 10 of them and mix them with 10 from each of the last 2 months. It takes 30 total blocks for a 60 x 72-inch quilt. Add a two-inch final border for a 64 x 76-inch quilt.

DIFFERENT QUILT IDEAS:

You could use the block without the outer row and alternate the blocks with 16-patches made from 2 ½ inch squares. (Or 4-patches made with 4 ½ inch squares.) It takes 28 star blocks and 28 alternate blocks to make this version with a 4-inch border to be standard QOV size.



Or you could sash 42 Ohio star blocks and add a border if you wanted to make that many Ohio stars.