


## September – Black & White Delight

**12" Finished Block.** When making the block of the month, please use 100% cotton fabric that has been washed and trimmed of selvages before cutting. All blocks should be  $12\frac{1}{2}$ " square (raw-edge to raw-edge) when completed.



White on Black

Cut (4)  $3\frac{1}{2}$ " squares



Black on White

Cut (4)  $3\frac{1}{2}$ " squares

Cut (2) 4" squares



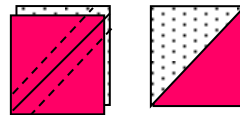
Pink Bright

Cut (4)  $3\frac{1}{2}$ " squares


Cut (2) 4" squares

### Instructions:


1. Sew black on white & pink 4" squares into (4) half square triangles. Draw diagonal line corner to corner, sew  $\frac{1}{4}$ " on each side of line and cut on line to make two blocks. Square up to  $3\frac{1}{2}$ ".



2. Sew  $3\frac{1}{2}$ " squares together as shown. Make two.



3. Sew  $3\frac{1}{2}$ " squares and half square triangles together as shown. Make two.



4. **Block Assembly:** Sew rows together as shown to make a  $12\frac{1}{2}$ " block.

