


November – Black & White Delight

12" Finished Block. When making the block of the month, please use 100% cotton fabric that has been washed and trimmed of selvages before cutting. All blocks should be 12½" square (raw-edge to raw-edge) when completed.



White on Black

Cut (4) 4½" squares



Black on White

Cut (1) 4½" square

Cut (2) 5" squares

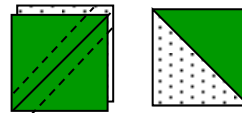


Green Bright


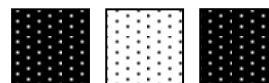
Cut (2) 5" squares

Instructions:

1. Sew black on white & green 5" squares into (4) half square triangles. Draw diagonal line corner to corner, sew ¼" on each side of line and cut on line to make four blocks. Square up to 4½".



2. Sew 4½" squares and half square triangles together as shown. Make three rows.



3. **Block Assembly:** Sew rows together as shown to make a 12½" block.

