


MAY – HOUR GLASS

12" Finished Block. When making the block of the month, please use 100% cotton fabric that has been washed and trimmed of selvages before cutting. All blocks should be 12½" square (raw-edge to raw-edge) when completed.



White on Black

Cut (4) 3½" squares



Black on White

Cut (4) 3½" squares
Cut (1) 7" square




Orange Bright


Cut (1) 7" square

Instructions:

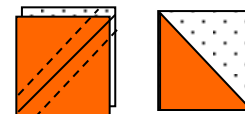
1. 3½" blocks: Sew four pairs of blocks, white on black & black on white together. Make four.



2. Sew pairs into four patches. Square up to 6½". Make two.



3. Sew black on white & orange 7" squares into half square triangles. Draw diagonal line corner to corner, sew ¼" on each side of line and cut on line to make two blocks.



3. **Block Assembly:** Sew the four-patch units and the half square triangles together, placing the orange as shown.

