


## July – Black & White Delight

**12" Finished Block.** When making the block of the month, please use 100% cotton fabric that has been washed and trimmed of selvages before cutting. All blocks should be 12½" square (raw-edge to raw-edge) when completed.



White on Black

Cut (4) 3½" squares  
Cut (2) 4" squares



Black on White

Cut (4) 3½" squares

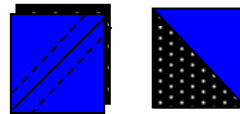


Blue Bright


Cut (4) 3½" squares  
Cut (2) 4" squares

### Instructions:


1. Sew white on black & blue 4" squares into (4) half square triangles. Draw diagonal line corner to corner, sew ¼" on each side of line and cut on line to make two blocks. Square up to 3½".



2. Sew 3½" squares together as shown. Make two.



3. Sew 3½" squares and half square triangles together as shown. Make two.



4. **Block Assembly:** Sew rows together as shown to make a 12½" block.

