


August – Black & White Delight

12" Finished Block. When making the block of the month, please use 100% cotton fabric that has been washed and trimmed of selvages before cutting. All blocks should be 12½" square (raw-edge to raw-edge) when completed.



White on Black

Cut (3) 4½" squares

Cut (3) 1⅞" squares



Black on White

Cut (3) 4½" squares

Cut (3) 1⅞" squares



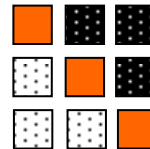
Orange Bright

Cut (2) 4½" squares


Cut (3) 1⅞" squares

Instructions:

1. Sew the 1⅞" squares together as shown with a scant ¼" seam. Square up to 4 ½".



2. Sew 4½" squares, including 9 patch from step one, into 3 rows as shown.



3. Block assembly: Sew rows together as shown to make a 12½" block.

